



HOW WE **CREATE**

 **23** GRANTS SUBMITTED


 **13** NEWLY AWARDED PROPOSALS

 **19** NEW RESOURCES

including **2** new eLearning courses, **7** new workshops and **61** learning facilitators

 **26** ACTIVE COMMUNITY MULTI-SECTORAL PARTNER TABLES


Physical literacy mentorship to **844** educators in **136** schools and early childcare centres



HOW WE **SHARE**

 **378,827** IMPRESSIONS from **1,052** posts/tweets

 **42** newsletters sent to **4,000+** subscribers

 **273,561** unique page views on sportforlife.ca

 **937** DELEGATES

across **15** host communities participated in the 2022 & 2023 Summits

**7.3 MILLION+** PEOPLE IMPACTED




**120** workshops and **16** webinars delivered to **2,600** people, and **2,648** eLearnings purchased



**57** PLAYBuilder partners

with **7,010** active users (practitioners, educators)




HOW WE **MOBILIZE**

 **25** NSOs/MSOs receiving direct service with **22** NSOs and **3** MSOs

 **9** microgrants awarded to Local Sport Organizations

 **26,583** children completed Physical Literacy Assessments

 **18** NATIONS  
**5** INTERNATIONAL FEDERATIONS

 Agreements with **186** organizations & consultants (\*Not including NSOs)